

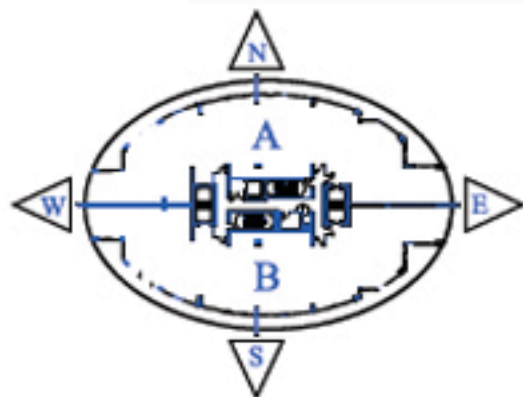
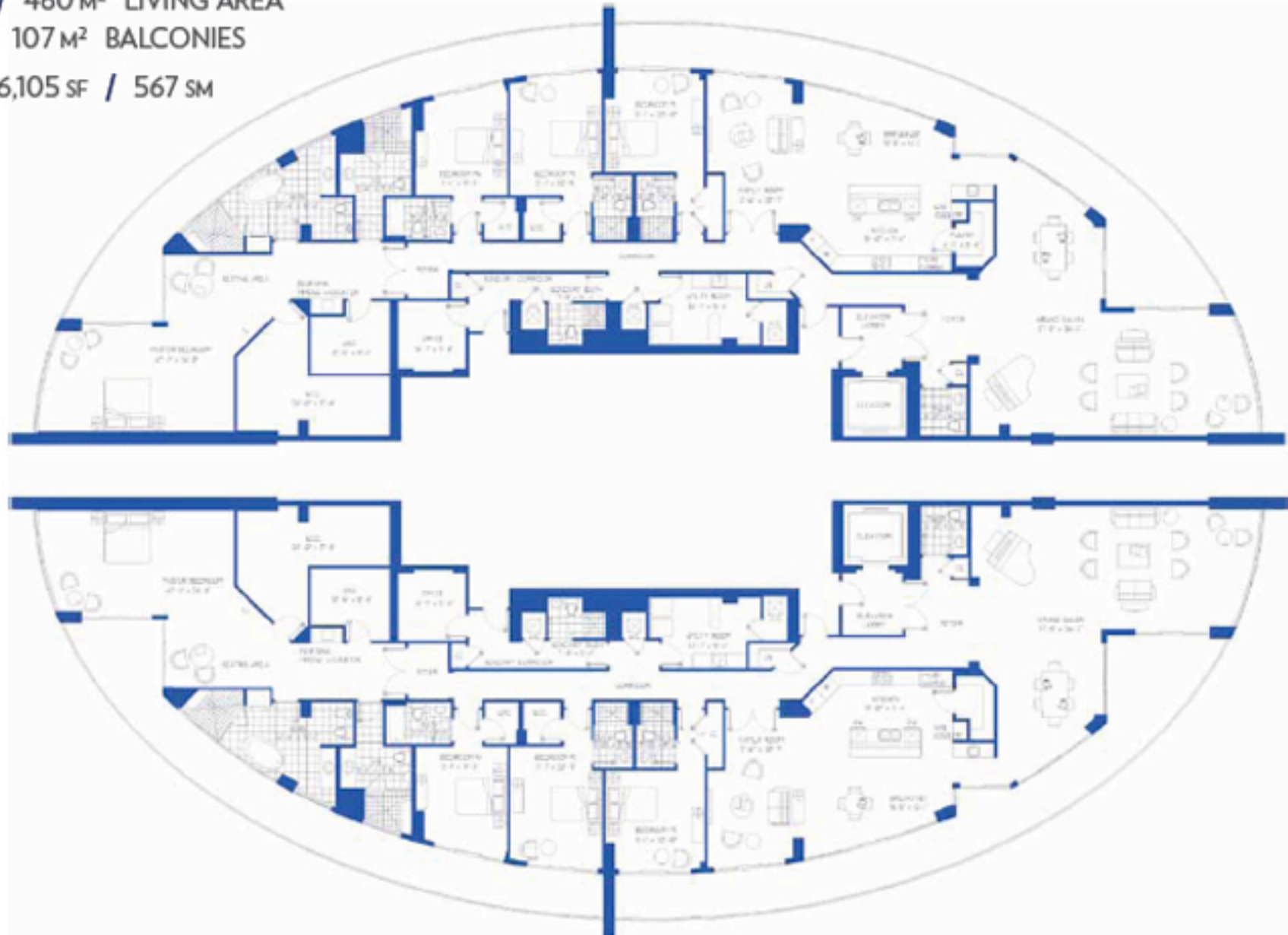
Floor Plan | PENTHOUSE A

4 BEDROOMS, 6.5 BATHROOMS

4,955 SF / 460 M² LIVING AREA

1,150 SF / 107 M² BALCONIES

TOTAL = 6,105 SF / 567 SM



Floor Plan | PENTHOUSE B

4 BEDROOMS, 6.5 BATHROOMS

4,955 SF / 460 M² LIVING AREA

1,150 SF / 107 M² BALCONIES

TOTAL = 6,105 SF / 567 SM

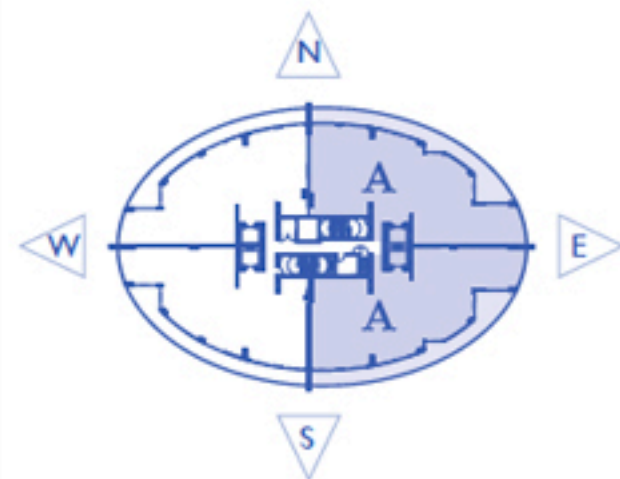
Floor Plan | UNIT A

3 BEDROOMS, 3.5 BATHROOMS

2,608 SF / 242 M² LIVING AREA

610 SF / 56 M² BALCONIES

TOTAL = 3,218 SF / 298 SM



Floor Plan | UNIT B

3 BEDROOMS, 3 BATHROOMS

2,235 SF / 208 M² LIVING AREA

523 SF / 48 M² BALCONIES

TOTAL = 2,758 SF / 256 SM

